

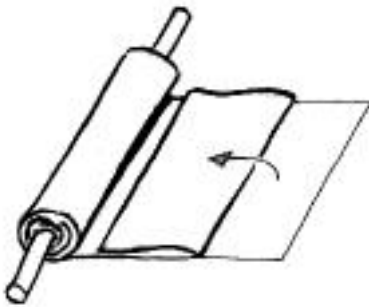


-Start with a flat or a folded mat



-With or without a dowel, roll towards the opposite end



-With 14" to 16" remaining, fold the far end back on itself and finish rolling to the end. Crease the final fold and put on the ties.



-Check to see that your peg fits snugly. Don't forget to remove any pegs or dowels from the target before cutting.